

A black and white photograph showing several World War I soldiers in a trench. They are wearing Brodie helmets and military uniforms. One soldier in the foreground is looking towards the right, while others are visible behind him. The trench is deep and the ground appears muddy. The background shows a hazy, overcast sky.

Conditions of Trench Warfare

YEAR 9
HISTORY



QGC

FUTUREMAKERS



QUEENSLAND
MUSEUM NETWORK



Queensland
Government

Future Makers

Future Makers is an innovative partnership between Queensland Museum Network and Shell's QGC business aiming to increase awareness and understanding of the value of science, technology, engineering and maths (STEM) education and skills in Queensland.

This partnership aims to engage and inspire people with the wonder of science, and increase the participation and performance of students in STEM-related subjects and careers — creating a highly capable workforce for the future.

Cover image: In the trenches, one soldier prepares to throw a "cricket ball" or Malta bomb while the observer checks the target through a periscope. Gallipoli, 1915. Courtesy of Australian War Memorial.

Copyright © 2019 Queensland Museum and The University of Queensland.



The images included in this teaching resource may be used for non-commercial, educational and private study purposes. They may not be reproduced for any other purpose, in any other form, without the permission of the Queensland Museum.

This teacher resource is produced by Future Makers, a partnership between Queensland Museum Network and Shell's QGC business, with support from the Australian Research Council and other parties to ARC Linkage Project LP160101374: The University of Queensland, Australian Catholic University Limited and Queensland Department of Education.

ENGAGE

Conditions of Trench Warfare

Teacher Resource

Australian soldiers fought across Europe, Africa and the Middle East. Many soldiers who served in Europe engaged in trench warfare. Trenches acted as a form of defence, designed to provide protection from gunfire and stop enemy lines from advancing. Life in the trenches was tedious and terrifying, involving mud, cramped unsanitary conditions, restricted access to food and water, disease and pests, as well as the constant threat of shellfire, gas attack or hand to hand combat.

In this activity, students use their visual literacy skills and primary sources to explore and develop an understanding of the conditions of trench warfare. This activity is also designed to set the context for future learning, create interest and stimulate curiosity.

The See-Scan-Analyse strategy has been used to structure this activity. Here, students respond to the following questions:

1. State what you see.
2. Scan the image closely. You may like to use a magnifying glass to complete this task.
What do you notice that you didn't before?
What does the image make you wonder?
3. Analyse the image.
What is happening in the image? Why do you think that?
Why was this image taken?
How do you feel about this image?

See below for additional information about each photograph used in this activity.

Photograph 1

Description	In the trenches, one soldier prepares to throw a 'cricket ball' or Malta bomb while the observer checks the target through a periscope.
Location	Gallipoli, Turkey
Date	1915

Photograph 2

Description	An Australian sleeping in his trench shelter in the second line of trenches before Riencourt, during the fighting near Bullecourt. His pack and various tools are laid beside the opening of the shelter.
Location	Somme, France
Date	May 1917

Curriculum Links

History

YEAR 9

Historical Knowledge and Understanding

The places where Australians fought and the nature of warfare during World War I, including the Gallipoli campaign (ACDSEH095)

Historical Skills

Identify and analyse the perspectives of people from the past (ACHHS172)

General Capabilities

Literacy

Visual knowledge

Critical and Creative Thinking

Inquiring: Identifying, exploring and organising information and ideas

Reflecting on thinking and processes

Intercultural Understanding

Interacting and empathising with others



Courtesy of Australian War Memorial



Conditions of Trench Warfare

Student Activity


1. State what you see.




2. Scan the image closely.

You may like to use a magnifying glass to complete this task.

What do you notice that you didn't before?



What does the image make you wonder?




3. Analyse the image

What is happening in the image? Why do you think that?



Why was this image taken?



How do you feel about this image?

